

*Camels United
Softball Club*



*-2019/20 Yearbook-
Seniors*



President's Report

Wow-ee, what a season we've had! So, where to start? This season started as every other did, with hopeful expectation of a season not too affected by rain washouts. If only. I am writing this on what would have been our grand final day. There's a beautiful blue sky and just a hint of a cooler breeze in the air... perfect weather for the anticipated pinnacle of the softball season.

Weather, fires and pandemic viruses aside, the Camels can reflect on a successful season. Across the competition we have been represented in 5 junior grades and 8 senior grades, although with fewer registered players compared to the previous season. The committee trialled a new grading system, using a rubric approach to grade players based on previous performance, skill set and game awareness at pre season training. From here the coaching team delivered a solid, if not well attended, training programme. Throughout the competition Camels performed their best week in and week out, demonstrated by the solid effort of 8 teams participating in finals rounds. Of the competition teams one team made minor premiers, 2 made major premiers and 5 made minor and major premiers. Additionally, we have been part of greater softball community, with blended teams in some junior teams (U9s, U11s and U13s) and both junior and senior players on loan; and also in representative competition – well done to those players. Enabling competition participation was only achievable due to the consistent support of our volunteers: officials, canteen volunteers and grounds helpers, many of who were engaged in play or duties in every time slot. Success in softball isn't just about grand finals and rep tournaments. Many people play for social connections and to gain/maintain fitness: it was wonderful to see many new friendships sprouting across the teams and players helping other players gain game and life skills.

Administratively, the 2019/20 season has seen the end of a long partnership with The Bennett Hotel, reflecting the changing times and needs of our players. Fortunately, our new partner, The Shortland Hotel has steeped straight into the primary sponsor role and will fill the gap of not only club sponsorship but also club socialising in the near future. We have been thankful for the continued support of our other partners, CBM Hunter Sports and Strike/Holey Moley in 2019/20.

From my birds eye view I have been blessed to be aware of many moments of great sportsmanship and kindness throughout the season; far too many to list but to sum up Camels regularly helping the club, other clubs, the association and each other. It's humbling to be part of this community.

I would like to thank the people who kick started this season officially - the committee: Jarrod Hallinan, Kath Johnston, Dani Moore, Jodette Clark, Tara Perrin, Jade Devere, Kristy Frame, Lara K and Caroline Owen. This small team have put in many hours, responding to your feedback and our internal drive to build upon previous successful seasons. Thanks to those who stepped up to do volunteer duties, canteen, ground upkeep and umpiring. Thanks to the managers, scorers and coaches for all your preparation and diligent attention to changing games, duties and requests. Thanks also goes to Gina Brollo of Gina Maree Photography, who with little notice agreed to taking team photos. I am sure those who have seen the photos will agree she has done a marvellous job.

We haven't had a satisfactory end to the 2019/20 season. I share your disappointment and frustration about this and the way competition has been affected by weather, the extreme fire season and the COVID19 pandemic. But in true Camel form we will rally to support each other and work with our governance bodies, NDSA, SNSW and SA to salvage what can be saved and move on to what has to be a more promising 2020/21 season.

Late breaking news: at the time of going to publication NDSA have announced their association awards. The committee would like to congratulate Olivia Moore (Junior Female Player), Jarrod Hallinan (Senior Male John Price) and Brandon Clark (Junior Umpire). Congratulations also to Sean Moore for being awarded Senior Club Volunteer. And last but not least, the NDSA Club Championship Award goes to...drum roll please... Camels United Softball Club! Congratulations to you all.

Susan

1st Grade Men – Varsity Camels - Coaches Report

Having lost Adam, Kane, Lonn, Martinu, Mikey and Kath from last year it was always going to be a difficult season for our 1st grade men. I reluctantly stepped in as caretaker coach early in the season with the goal of fielding a team each week, finding a reluctant volunteer to pitch, and having some fun along the way.

This year saw the welcome arrival of rookie reinforcements in the form of the big hitting Michael Mata and his partner in Central Coast crime Jamie Hudson. Both were great additions to the team on and off the diamond; with Jamie's skill in the field only matched by his banter off it, and with big Mick being directly involved in approximately 30 home runs for the season (2 of which were hit by him). Matty "Safe as houses" Dumbrell added some class to our outfield and was always the first to help pack the kit up. Thanks for sticking by us fellas and I hope to see you back next year in a full strength 1st grade side.

Whilst washouts made it feel like every game was against the perpetual winning Strikers team in the early weeks, the team put in some great performances that showed what they were truly capable of. A 7-5 win over the Dungies, a demolishing of Maitland, and going out with a semi-final win come to mind. Chilliis had some great games behind the plate, Tranter struck out Cal Beashel then retired from pitching, and Grant made some beautiful plays from Shortstop. Josh was once again the ultimate team player and put in some great pitching performances. Marty Drewe didn't accidentally throw his bat into centerfield again, but his absence was very much felt towards the end of the season and we would love to see him back in the maroon and white next year.

A huge shout out to all of the second graders (Brady, Hayden, Jay, Noah, Rick, Sam & Zac) that volunteered to play up each week to make sure that we could field a team. We all got a lot out of it and appreciate how the 1st graders put up with us. On behalf of the team I would also like to extend a huge thankyou to Olivia Moore for volunteering her time to score for us each week, I was rarely on time or organised due to other Camels commitments and I appreciate your patience with me. Likewise, I'd also like to thank Susan for filling in as coach when I was unavailable; the team are very appreciative.

Overall, the team shared a lot of good times this year in what was a bit of a transition season, and I can't wait to see you all back on the diamond next year.

Cheers,

Roudy

P	WO	W	L	D	B	F	A	%
10	5	4	6	0	0	73	66	1.1061

BATTING										Bases										FIELDING									
NAME	G	PA	AB	R	H	1	2	3	HR	RBI	SAB	SAF	BB	HPB	CI	K	SB	CS	OB	LOB	OOB	SLUG	OBA	AVE	G	PO	A	E	F%
TRANTER, Ryan	6	20	16	10	10	5	1	0	4	7	0	0	4	0	0	0	0	0	17	6	1	1438	700	625	6	8	1	1	900
MANVELL, Josh	7	21	19	5	11	9	0	0	2	9	0	0	1	1	0	1	0	0	16	9	2	895	619	579	7	3	8	0	1000
HARRISON, Grant	9	31	29	13	14	4	3	1	6	16	0	0	2	0	0	3	0	0	18	3	2	1276	516	483	9	7	17	2	923
MATA, Michael	8	25	18	7	5	3	0	0	2	5	0	0	6	1	0	3	0	0	15	5	3	611	480	278	8	14	7	3	875
McBRIDE, Connor	8	22	22	4	5	1	2	2	0	4	0	0	0	0	0	6	2	0	9	4	1	500	227	227	8	36	2	1	974
DUMBRILL, Matthew	7	21	20	3	2	1	1	0	0	3	0	0	1	0	0	5	0	0	7	3	1	150	143	100	7	15	0	3	833
MOORE, Hayden	6	19	15	4	1	1	0	0	0	0	0	0	4	0	0	5	1	0	10	4	2	67	263	67	6	7	2	0	1000
HUDSON, Jamie	8	24	24	4	1	1	0	0	0	1	0	0	0	0	0	13	0	0	6	2	0	42	42	42	8	4	9	0	1000
WAINWRIGHT, Noah	1	2	2	1	2	1	0	0	1	4	0	0	0	0	0	0	0	0	2	1	0	2500	1000	1000	1	0	0	0	0
LYSAGHT, Sam	5	15	11	7	4	2	1	1	0	2	0	0	0	4	0	0	3	0	11	2	2	636	533	364	5	3	2	3	625
AINSWORTH, Brady	5	14	12	2	4	4	0	0	0	0	0	0	0	2	0	0	2	0	7	3	2	333	429	333	5	16	3	2	905
KAY, Zachary	5	15	13	7	4	4	0	0	0	4	0	0	1	0	0	4	1	0	10	0	3	308	357	308	5	3	0	1	750
DREWE, Martin	4	9	7	1	1	1	0	0	0	0	0	0	1	1	0	3	0	0	2	1	0	143	333	143	4	10	3	2	867
HIRCOCK, Jay	3	9	8	0	0	0	0	0	0	0	0	0	0	1	0	1	0	0	5	3	2	0	111	0	3	4	3	0	1000
OWEN, Michael	3	8	8	2	0	0	0	0	0	0	0	0	0	0	0	2	0	0	2	0	0	0	0	0	3	10	0	0	1000
HALLINAN, Jarrod	3	7	5	3	0	0	0	0	0	0	0	0	2	0	0	2	0	0	4	1	0	0	286	0	3	7	0	0	1000
TOTALS	88	262	229	73	64	37	8	4	15	55	0	0	28	4	0	53	4	0	141	47	21	546	368	279	88	147	57	18	918.9

NAME	PITCHING																	
	GP	PI	INN	H	K	BB	WP	ER	RS	HPB	BFP	BLK	PCS	PIT	B	S	ERA	S/R%
MANVELL, Josh	5	23	23	25	26	3	1	14	17	0	100	0	0	339	99	240	5.48	70.8
HARRISON, Grant	2	11	11	19	11	1	0	10	18	0	59	0	0	167	42	125	8.2	74.9
MATA, Michael	3	12	12	22	7	6	0	18	20	1	65	0	0	228	95	133	13.5	58.3
TRANTER, Ryan	1	1	1	1	2	2	0	0	2	0	6	0	0	26	13	13	0.00	50.0
DREWE, Martin	2	6	6	8	4	8	3	9	9	0	31	0	0	106	57	49	13.5	46.2
TOTALS	13	53	53	75	50	20	4	51	66	1	261	0	0	866	306	560	8.66	64.7

NAME	GC	INN	PB	SB	CS	CS%
McBRIDE, Connor	4	21	1	1	0	0.0
TRANTER, Ryan	3	13	0	0	0	0.0
OWEN, Michael	3	13	3	2	0	0.0
MATA, Michael	1	6	0	1	0	0.0
TOTALS	11	53	4	4	0	0.0

Batting Definitions

G	Games Attended
PA	Plate Appearance - Every time a batter comes up and a result between batter and pitcher is obtained
AB	At Bat - batter reaches base via a fielder's choice, hit or an error
R	Runs - each time batter crosses home plate
H	Hits - batter strikes the baseball into fair territory and reaches base without doing so via an error or a fielder's choice
1, 2, 3, HR	Type of Hit - 1 for a single, 2 for a double, 3 for a triple and HR for a home run
RBI	Runs Batted In - Runs scored as a result of batters plate appearance.
SAB	Sacrifice Bunt - batter successfully advances a runner (or multiple runners) at least one base with a bunt
SAF	Sacrifice Fly - batter hits a fly-ball that allows a runner to score
BB	Base on Balls / Walk - a pitcher throws four pitches out of the strike zone, none of which are swung at by the hitter
HPB	Hit By Pitched Ball - a batter is struck by a pitched ball without swinging at it
CI	Catchers Interference - catcher physically hinders the batter's opportunity to legally swing at a pitched ball
K	Strikeout - pitcher throws any combination of three swinging or looking strikes to a hitter
SB	Stolen Base - baserunner advances by taking a base to which they aren't entitled
CS	Caught Stealing - runner attempts to steal but is tagged out before reaching a base
OB	On Base - reaches first base safely
LOB	Left on Base - at the end of an inning, left stranded on base without scoring
OOB	Out on Base - after reaching first base successfully, runner gets out
SLUG	Slugging Percentage - total number of bases a player records per at bat
OBA	On Base Percentage - how frequently a batter reaches base per plate appearance
AVE	Batting Average - how frequently a batter has a safe hit per at bat

Fielding Definitions

PO	Put Out - fielder who physically records the act of completing an out
A	Assist - fielder who touches the ball before a putout is recorded by another fielder
E	Error - player fails to convert an out on a play that an average fielder should have made
F%	Fielding Percentage - total number of putouts and assists by a defender, divided by the total number of chances (putouts, assists and errors)

Pitching Definitions

GP	Games Pitched
PI	Participated Innings - number of whole innings player pitched at least one pitch
INN	Innings - Number of innings a pitcher remains in a game. Because there are three outs in an inning, each out recorded represents one-third of an inning pitched
H	Hits - batter strikes the baseball into fair territory and reaches base without doing so via an error or a fielder's choice
K	Strikeout - pitcher throws any combination of three swinging or looking strikes to a hitter
BB	Base on Balls / Walk - a pitcher throws four pitches out of the strike zone, none of which are swung at by the hitter
WP	Wild Pitch - pitch is so errant that the catcher is unable to control it and, as a result, baserunner(s) advance
ER	Earned Run - Any run that scores against a pitcher without the benefit of an error or a passed ball
RS	Runs Scored - Total runs scored while pitching (eg. Including errors)
HPB	Hit By Pitched Ball - a batter is struck by a pitched ball without swinging at it
BFP	Batters Faced Pitcher - number of batters player pitched to
PIT	Pitches - Total number of pitches thrown
B	Balls - Total number of balls thrown
S	Strikes - Total number of strikes/fouls thrown
ERA	Earned Run Average - Number of earned runs a pitcher allows per nine innings
S/R%	Strike Rate - Percentage of strikes thrown

Catching Definitions

GC	Games Caught
INN	Innings - Number of innings a catcher remains in a game. Because there are three outs in an inning, each out recorded represents one-third of an inning caught
PB	Pass Ball - catcher cannot block a pitch that he should have, and as a result at least one runner advances a base
SB	Stolen Bases Against - baserunner advances by taking a base to which they aren't entitled
CS	Caught Stealing - runner attempts to steal but is tagged out before reaching a base due to catchers throw
CS%	Caught Stealing Average - Frequency with which a catcher throws out opposing baserunners who are trying to steal

2nd Grade Men – CAM Humphries - Coaches Report

After achieving greatness last year and entering the season as reigning champions, the shock retirement of our fearless player-coach Grizz threatened to derail our title defence before a single pitch had been thrown. I reluctantly stepped in as caretaker coach and set out trying to find reinforcements that could fill the hole left in our line-up by Grizz and last year's dinger-hitting MVP Mikey. This led to the promotion of some 3rd grade youth in the form of Sammy "Swagger" Lysaght and Bayley "Big Red" Weir, both of whom improved greatly this year and became valued members of the team. With the spine of our team returning and Camels rookie Noah Wainwright emerging as our new power-hitting hot-shot catcher, we were now set to embark on our quest for the prized #2peat.

Whilst the weather did its best to ruin the season, and COVID-19 ultimately robbed us of the chance to claim the major premiership in style, our team truly had a great year. With so many missed games and some new players it would be easy for our team not to gel, but we did, on and off the diamond. We only stumbled twice on the road to our first Minor Premiership; once when I refused to pitch Hayden twice the weekend of the double header, and again when half of our team was away at rep carnivals and work conferences.

Haydo "Money" Moore was an absolute beast on the mound for us this year, notching up 20 strikeouts with an impressive ERA of 8.6. Haydo's hitting also improved this season and he has grown into a very versatile team player; a worthy recipient of our MVP award. His partner in crime Noah (and his dodgy knees) had a great rookie season behind the plate and was dominant in the batter's box once we ruined his baseball swing. Brady "Marcia" Ainsworth was once again our Mr Reliable at Shortstop, and he made every fielder take a step back when he walked up to the plate in the heart of our line-up. Sam cemented his place as our leadoff this season and had a great season defensively at 2nd base; earning him the club award for most improved. Jay (the ultimate team player and all around good bloke) had a great year at 3rd base and continued his work educating the entire competition on what happens when you stand in the runner's base path. Matty "Muncho Man...sfield" gives his all for the team, hits big, and gets the job done anywhere in the field. Likewise, Rick the optimist was a beast all over the field, racked up some impressive numbers in the batter's box, and took one of the greatest diving outfield catches we've ever seen. Bayley's cannon of an arm was an asset in the outfield (even though he hates it out there), and his contact hitting improved a lot this season. Zac "Mr State Rep" also hated the outfield but managed to maintain his perfect fielding average whilst teaching us how to steal bases and touch home plate.

I'd like to thank Dani Rogers, Jodette Clark & Katie Hill for all of their support and help scoring the team this season. You all did an amazing job and we can't thank you enough. A big thank you to everyone that played up into 1st grade in what was a challenging year for them, and a shout out to the entire team for being patient with me whilst I settled into the coaching role. Overall I couldn't be prouder of what the team accomplished this season and the way in which they play the game. The Humphreys play hard and with sportsmanship, but most of all they're always having a laugh and a good time every Saturday.

Well done guys, I can't wait to see you all back on the diamond next year.

Cheers,

Roudy

P	WO	W	L	D	B	F	A	%
9	6	8	1	0	0	137	77	0

BATTING										Bases										FIELDING									
NAME	G	PA	AB	R	H	1	2	3	HR	RBI	SAB	SAF	BB	HPB	CI	K	SB	CS	OB	LOB	OOB	SLUG	OBA	AVE	G	PO	A	E	F%
HALLINAN, Jarrod	8	32	26	18	19	12	6	1	0	16	0	0	6	0	0	1	0	0	24	5	1	1038	781	731	8	23	3	0	1000
AINSWORTH, Brady	9	36	32	20	21	11	4	3	3	23	0	0	3	1	0	0	2	0	32	11	1	1250	694	656	9	11	8	5	792
CALVERT-JACKSON, Rick	5	23	20	11	13	10	3	0	0	10	0	0	3	0	0	2	0	0	18	5	2	800	696	650	5	8	1	0	1000
WAINWRIGHT, Noah	7	28	22	13	13	7	4	0	2	15	0	1	4	1	0	2	0	0	19	5	1	1045	667	591	7	22	3	1	962
HIRCOCK, Jay	6	23	18	9	10	4	3	1	2	13	0	0	4	1	0	1	2	0	17	6	2	1167	652	556	6	1	2	1	750
MOORE, Hayden	8	32	27	14	12	7	3	1	1	15	1	0	4	0	0	1	1	0	19	2	3	741	500	444	8	6	7	0	1000
LYSAGHT, Sam	9	36	21	22	9	6	3	0	0	5	0	0	15	0	0	2	7	0	28	4	2	571	667	429	9	9	3	3	800
KAY, Zachary	7	25	20	8	7	3	3	0	1	11	0	0	5	0	0	6	4	0	14	4	1	650	480	350	7	5	3	1	889
WEIR, Bayley	8	27	23	7	5	2	2	1	0	9	0	0	2	2	0	5	0	0	12	4	1	391	333	217	8	8	1	1	900
METCALFE, Colin	3	11	6	4	4	2	2	0	0	4	0	0	5	0	0	1	2	0	10	6	0	1000	818	667	3	1	0	1	500
HILL, Paul	1	4	2	3	1	0	2	0	0	2	0	0	2	0	0	0	0	0	3	0	0	2000	750	500	1	1	0	1	500
TRUEL, John	1	2	2	1	1	1	0	0	0	1	0	0	0	0	0	1	0	0	1	0	0	500	500	500	1	0	0	0	0
MANSFIELD, Matthew	5	15	13	5	5	3	2	0	0	0	0	0	1	1	0	2	1	0	9	4	0	538	467	385	5	4	3	0	1000
BERGQVIST, Peter	1	3	3	0	1	1	0	0	0	0	0	0	0	0	0	1	0	0	1	1	0	333	333	333	1	1	0	1	500
McINTYRE, Andrew	2	5	3	0	0	0	0	0	0	0	0	0	1	1	0	2	0	0	2	0	2	0	400	0	2	0	0	0	0
CORNISH, Spencer	2	7	6	1	0	0	0	0	0	2	0	0	1	0	0	2	0	1	3	1	1	0	143	0	2	1	0	1	500
BOGAN, Daniel	1	2	2	1	0	0	0	0	0	1	0	0	0	0	0	0	0	0	1	0	0	0	0	0	1	0	0	0	0
TOTALS	74	285	225	128	115	67	34	7	8	121	1	1	51	7	0	24	15	0	197	52	16	836	609	511	74	97	33	11	922

PITCHING																		
NAME	GP	PI	INN	H	K	BB	WP	ER	RS	HPB	BFP	BLK	PCS	PIT	B	S	ERA	S/R%
MOORE, Hayden	7	28	28	50	20	5	3	27	36	1	149	0	0	451	123	328	8.68	72.7
HALLINAN, Jarrod	1	3	3	3	2	1	1	3	5	3	18	0	0	51	36	15	9.0	29.4
KAY, Zachary	1	2	2	5	0	3	1	7	8	0	17	0	0	56	24	32	31.5	57.1
HIRCOCK, Jay	1	2	1.7	7	0	1	0	6	6	0	12	0	0	35	16	19	32.4	54.3
WEIR, Bayley	1	2	1.3	7	1	5	3	14	14	0	16	0	0	60	32	28	94.7	46.7
TOTALS	11	37	36	72	23	15	8	57	69	4	212	0	0	653	231	422	14.25	64.6

CATCHING						
NAME	GC	INN	PB	SB	CS	CS%
WAINWRIGHT, Noah	6	26	1	3	0	0.0
CALVERT-JACKSON, Rick	1	4	2	0	0	0.0
WEIR, Bayley	1	3	0	2	0	0.0
LYSAGHT, Sam	1	3	1	2	0	0.0
TOTALS	9	36	4	7	0	0.0

Batting Definitions

G	Games Attended
PA	Plate Appearance - Every time a batter comes up and a result between batter and pitcher is obtained
AB	At Bat - batter reaches base via a fielder's choice, hit or an error
R	Runs - each time batter crosses home plate
H	Hits - batter strikes the baseball into fair territory and reaches base without doing so via an error or a fielder's choice
1, 2, 3, HR	Type of Hit - 1 for a single, 2 for a double, 3 for a triple and HR for a home run
RBI	Runs Batted In - Runs scored as a result of batters plate appearance.
SAB	Sacrifice Bunt - batter successfully advances a runner (or multiple runners) at least one base with a bunt
SAF	Sacrifice Fly - batter hits a fly-ball that allows a runner to score
BB	Base on Balls / Walk - a pitcher throws four pitches out of the strike zone, none of which are swung at by the hitter
HPB	Hit By Pitched Ball - a batter is struck by a pitched ball without swinging at it
CI	Catchers Interference - catcher physically hinders the batter's opportunity to legally swing at a pitched ball
SB	Strikeout - pitcher throws any combination of three swinging or looking strikes to a hitter
CS	Stolen Base - baserunner advances by taking a base to which they aren't entitled
OB	Caught Stealing - runner attempts to steal but is tagged out before reaching a base
LOB	On Base - reaches first base safely
OOB	Left on Base - at the end of an inning, left stranded on base without scoring
SLUG	Out on Base - after reaching first base successfully, runner gets out
OBA	Slugging Percentage - total number of bases a player records per at bat
AVE	On Base Percentage - how frequently a batter reaches base per plate appearance
	Batting Average - how frequently a batter has a safe hit per at bat

Fielding Definitions

PO	Put Out - fielder who physically records the act of completing an out
A	Assist - fielder who touches the ball before a putout is recorded by another fielder
E	Error - player fails to convert an out on a play that an average fielder should have made
F%	Fielding Percentage - total number of putouts and assists by a defender, divided by the total number of chances (putouts, assists and errors)

Pitching Definitions

GP	Games Pitched
PI	Participated Innings - number of whole innings player pitched at least one pitch
INN	Innings - Number of innings a pitcher remains in a game. Because there are three outs in an inning, each out recorded represents one-third of an inning pitched
H	Hits - batter strikes the baseball into fair territory and reaches base without doing so via an error or a fielder's choice
K	Strikeout - pitcher throws any combination of three swinging or looking strikes to a hitter
BB	Base on Balls / Walk - a pitcher throws four pitches out of the strike zone, none of which are swung at by the hitter
WP	Wild Pitch - pitch is so errant that the catcher is unable to control it and, as a result, baserunner(s) advance
ER	Earned Run - Any run that scores against a pitcher without the benefit of an error or a passed ball
RS	Runs Scored - Total runs scored while pitching (eg. Including errors)
HPB	Hit By Pitched Ball - a batter is struck by a pitched ball without swinging at it
BFP	Batters Faced Pitcher - number of batters player pitched to
PIT	Pitches - Total number of pitches thrown
B	Balls - Total number of balls thrown
S	Strikes - Total number of strikes/fouls thrown
ERA	Earned Run Average - Number of earned runs a pitcher allows per nine innings
S/R%	Strike Rate - Percentage of strikes thrown

Catching Definitions

GC	Games Caught
INN	Innings - Number of innings a catcher remains in a game. Because there are three outs in an inning, each out recorded represents one-third of an inning caught
PB	Pass Ball - catcher cannot block a pitch that he should have, and as a result at least one runner advances a base
SB	Stolen Bases Against - baserunner advances by taking a base to which they aren't entitled
CS	Caught Stealing - runner attempts to steal but is tagged out before reaching a base due to catchers throw
CS%	Caught Stealing Average - Frequency with which a catcher throws out opposing baserunners who are trying to steal

3rd Grade Men – CAM Humpbacks - Coaches Report

It was a very up and down season, with some remarkable games played, and some games being very unremarkable. There were also some games that were reminiscent of Jekyll and Hyde, a game played in 2 distinct halves. (I was going to go further into how our season was more like the opening paragraph from The Tale of Two Cities, but I won't.) We were really our own worst enemies.

Even with all that in mind, not many teams can say they ended up with a Major Premiership after coming 5th in the regular season, and then not playing any games in the finals series, but we can. It really was a just end to our interesting season.

My report will only be short and to the point, much like our cheer at the end of each game, and I will end it by saying thanks. Thanks to Sean for stepping in as coach for the games that I was not able to make for a variety of reasons. Thanks to our scorers, Dani Rogers and Katie Hill, for their excellent counting and colouring skills. Thanks to any other people who helped out throughout the season. I will not start naming names, as I would undoubtedly forget some, and that would not be right. You know who you are, and I am grateful for your assistance in helping us gain the 4th Grade Male Premiership for the 2019/2020 season. Lastly, thanks to the entire team. You have been both surprising, and frustrating, but I have enjoyed going along for the ride. You should all be proud of your efforts.

Congratulations to the award winners; Sean (MVP), Craig (batting) and Spencer (fielding). Well done guys. The awards were pretty close, and I had to take a more in depth look than normal to sort out who they went to. Thanks for that.

In all seriousness, thank you for putting up with me, and I hope to see you all next season.

Cheers,

Jade

P	WO	W	L	D	B	F	A	%
11	0	5	6	0	0	153	136	1.125

BATTING										Bases										FIELDING									
NAME	G	PA	AB	R	H	1	2	3	HR	RBI	SAB	SAF	BB	HPB	CI	K	SB	CS	OB	LOB	OOB	SLUG	OBA	AVE	G	PO	A	E	F%
HOWE, Craig	8	26	23	14	16	8	5	1	2	18	0	0	3	0	0	0	2	0	18	3	1	1261	731	696	8	13	3	3	842
CORNISH, Spencer	9	32	25	15	15	12	1	2	0	6	0	0	7	0	0	2	5	1	24	4	5	800	688	600	9	14	14	1	966
MOORE, Sean	10	32	28	20	15	8	4	2	1	12	0	0	4	0	0	1	3	0	25	5	0	929	594	536	10	6	6	6	667
BERGQVIST, Peter	10	32	29	16	15	9	5	1	0	12	0	0	2	1	0	0	3	0	24	7	1	759	563	517	10	14	2	4	800
SWINKLES, Tyler	10	33	31	14	14	11	2	0	1	13	0	0	1	1	0	4	7	0	21	7	0	613	485	452	10	8	2	10	500
BOGAN, Daniel	6	20	16	7	7	4	1	1	1	8	0	1	3	0	0	2	1	0	14	5	1	813	526	438	6	3	3	1	857
HOWE, Rudi	6	21	18	10	7	4	2	1	0	7	0	0	3	0	0	3	1	0	14	3	1	611	476	389	6	9	2	2	846
HENDERSON, Nick	5	17	14	8	5	4	0	1	0	4	0	0	2	1	0	1	1	0	12	4	0	500	471	357	5	7	0	1	875
McINTYRE, Andrew	9	30	24	11	8	6	2	0	0	11	0	0	5	1	0	1	7	0	18	7	0	417	467	333	9	10	6	1	941
METCALFE, Colin	6	21	19	10	6	4	0	0	2	11	0	0	2	0	0	1	4	0	13	3	0	632	381	316	6	11	3	0	1000
TRUEL, John	8	25	21	12	6	4	0	1	1	5	0	0	3	1	0	4	2	0	13	0	1	524	400	286	8	13	8	7	750
HILL, Paul	6	16	11	6	3	3	0	0	0	0	0	0	5	0	0	1	1	1	9	2	1	273	500	273	6	6	5	4	733
OWEN, Arran	2	8	6	6	5	3	1	1	0	5	0	0	1	1	0	0	0	0	7	0	1	1333	875	833	2	5	1	0	1000
UNSTED, Callum	1	4	4	2	1	1	0	0	0	0	0	0	0	0	0	0	0	0	2	0	0	250	250	250	1	2	2	0	1000
BALKIN, William	2	5	4	1	0	0	0	0	0	0	0	0	1	0	0	0	0	0	1	0	0	0	200	0	2	6	0	0	1000
TOTALS	89	298	255	143	117	76	22	11	8	103	0	1	37	5	0	18	33	1	199	45	10	725	535	459	89	119	54	37	824

PITCHING																		
NAME	GP	PI	INN	H	K	BB	WP	ER	RS	HPB	BFP	BLK	PCS	PIT	B	S	ERA	S/R%
METCALFE, Colin	1	2	2	6	0	1	0	2	8	1	17	0	0	27	7	20	9.0	74.1
HILL, Paul	2	6	6	11	4	2	3	9	13	0	33	0	0	104	41	63	13.5	60.6
MOORE, Sean	9	33	33	89	11	20	0	67	88	5	205	0	0	585	246	339	18.27	57.9
BOGAN, Daniel	3	6	6	21	1	8	0	18	27	0	49	0	0	137	56	81	27.0	59.1
TOTALS	15	47	47	127	16	31	3	96	136	6	304	0	0	853	350	503	18.38	59.0

CATCHING						
NAME	GC	INN	PB	SB	CS	CS%
SWINKLES, Tyler	5	19	8	9	1	10.0
METCALFE, Colin	4	17	2	4	0	0.0
CORNISH, Spencer	2	6	3	2	0	0.0
BALKIN, William	1	5	0	0	0	0.0
TOTALS	12	47	13	15	1	6.3

Batting Definitions

G	Games Attended
PA	Plate Appearance - Every time a batter comes up and a result between batter and pitcher is obtained
AB	At Bat - batter reaches base via a fielder's choice, hit or an error
R	Runs - each time batter crosses home plate
H	Hits - batter strikes the baseball into fair territory and reaches base without doing so via an error or a fielder's choice
1, 2, 3, HR	Type of Hit - 1 for a single, 2 for a double, 3 for a triple and HR for a home run
RBI	Runs Batted In - Runs scored as a result of batters plate appearance.
SAB	Sacrifice Bunt - batter successfully advances a runner (or multiple runners) at least one base with a bunt
SAF	Sacrifice Fly - batter hits a fly-ball that allows a runner to score
BB	Base on Balls / Walk - a pitcher throws four pitches out of the strike zone, none of which are swung at by the hitter
HPB	Hit By Pitched Ball - a batter is struck by a pitched ball without swinging at it
CI	Catchers Interference - catcher physically hinders the batter's opportunity to legally swing at a pitched ball
K	Strikeout - pitcher throws any combination of three swinging or looking strikes to a hitter
SB	Stolen Base - baserunner advances by taking a base to which they aren't entitled
CS	Caught Stealing - runner attempts to steal but is tagged out before reaching a base
OB	On Base - reaches first base safely
LOB	Left on Base - at the end of an inning, left stranded on base without scoring
OOB	Out on Base - after reaching first base successfully, runner gets out
SLUG	Slugging Percentage - total number of bases a player records per at bat
OBA	On Base Percentage - how frequently a batter reaches base per plate appearance
AVE	Batting Average - how frequently a batter has a safe hit per at bat

Fielding Definitions

PO	Put Out - fielder who physically records the act of completing an out
A	Assist - fielder who touches the ball before a putout is recorded by another fielder
E	Error - player fails to convert an out on a play that an average fielder should have made
F%	Fielding Percentage - total number of putouts and assists by a defender, divided by the total number of chances (putouts, assists and errors)

Pitching Definitions

GP	Games Pitched
PI	Participated Innings - number of whole innings player pitched at least one pitch
INN	Innings - Number of innings a pitcher remains in a game. Because there are three outs in an inning, each out recorded represents one-third of an inning pitched
H	Hits - batter strikes the baseball into fair territory and reaches base without doing so via an error or a fielder's choice
K	Strikeout - pitcher throws any combination of three swinging or looking strikes to a hitter
BB	Base on Balls / Walk - a pitcher throws four pitches out of the strike zone, none of which are swung at by the hitter
WP	Wild Pitch - pitch is so errant that the catcher is unable to control it and, as a result, baserunner(s) advance
ER	Earned Run - Any run that scores against a pitcher without the benefit of an error or a passed ball
RS	Runs Scored - Total runs scored while pitching (ex. Including errors)
HPB	Hit By Pitched Ball - a batter is struck by a pitched ball without swinging at it
BFP	Batters Faced Pitcher - number of batters player pitched to
PIT	Pitches - Total number of pitches thrown
B	Balls - Total number of balls thrown
S	Strikes - Total number of strikes/fouls thrown
ERA	Earned Run Average - Number of earned runs a pitcher allows per nine innings
S/R%	Strike Rate - Percentage of strikes thrown

Catching Definitions

CC	Games Caught
INN	Innings - Number of innings a catcher remains in a game. Because there are three outs in an inning, each out recorded represents one-third of an inning caught
PB	Pass Ball - catcher cannot block a pitch that he should have, and as a result at least one runner advances a base
SB	Stolen Bases Against - baserunner advances by taking a base to which they aren't entitled
CS	Caught Stealing - runner attempts to steal but is tagged out before reaching a base due to catchers throw
CS%	Caught Stealing Average - Frequency with which a catcher throws out opposing baserunners who are trying to steal

1st Grade Women – Camel PHD's - Coaches Report

This season was a very disruptive season with the withdrawal of our head coach Arran who decided to leave the club after only a few weeks into the season and also the crazy weather events which meant more than a third of the season cancelled by either rain, heat and smoke and ultimately the dreaded COVID-19 virus which caused the postponement of the Grand final for 2020.

The withdrawal of our head coach meant I would have to become player/coach for the rest of the season. Our team consisted of the usual core players Miki Harris, Cassie Koppen, Lauren Kelly, Jacqui Drewe, Caroline Reay, Neanthe Marsh, Simone Biddlecombe, Olivia Moore and myself. This season we welcomed Miki Halliday-Norrie who moved up from 2nd grade, Cora May Williams who played with us on permission from Maitland and new comer Candice Clay who came into the team in the last part of the season and luckily just in time to qualify for the finals this giving us 12 1st graders.

Whilst there were a few weeks when we needed a fill in or 2 from second grade most weeks we had a full team of first graders which was a nice change from previous seasons. AND in the finals we managed to have all our players available and for the first time in for as long as I have known we had 1st graders on the bench. My job becoming that much harder knowing I would need to sit people off. The team played well most weeks with only a few games that didn't go our way and by the end of the Season we were top of the table earning us a Minor Premiership.

We went into the semi's with a very strong side and stayed strong throughout the game. The biggest dilemma for me was to try to ensure momentum with the batting continued whilst trying to have everyone involved in the game. Fortunately we manage to continue even with a few changes and came away with a great win against Maitland putting us straight through to the Grand Final.

I was confident this year would be our year to win the Major Premiership but unfortunately our hopes of winning our 1st Grand Final were crushed by the COVID-19 virus putting a halt to all games and lives as we know it. But as they say there is always next year and we will come back bigger and better. I would like to say though the girls put in a tremendous effort this year and I thank them all for their efforts you deserved to go out on the win this year.

Our awards this year go to Caroline who played 3rd base this year and did a fantastic job with 12 put outs and 7 assists and receives the Fielding award, Batting to Dani with the most RBI's of the team and 538 batting average. MVP goes to Cassie this year who had an awesome year with the bat with the highest batting average and great fielding stats with the highest put outs and assists for the season. Our players player voted by the team this year goes to Olivia who most weeks was our lead off batter and as usual was always solid in the field. Congratulations ladies for a great season.

Thank you to everyone that did their duties especially Caroline and Olivia for doing most of our umpiring duties for the team it's always difficult to get these filled but we appreciate everyone's effort. And as always I would like to thank Lucy (Loo) for scoring for us again this season and also to Amanda Bailey for filling in for Lucy when she was away we couldn't do it without you both and it means so much to myself and the team that you continue to want to be there for us.

I hope to see you all soon so we can have a final team dinner or presentation to finish the year properly.

Dani

P	WO	W	L	D	B	F	A	%
11	4	6	5	0	0	94	82	1.1463

BATTING										Bases										FIELDING									
NAME	G	PA	AB	R	H	1	2	3	HR	RBI	SAB	SAF	BB	HPB	CI	K	SB	CS	OB	LOB	OOB	SLUG	OBA	AVE	G	PO	A	E	F%
Cassie Koppen	10	31	29	15	17	9	7	1	0	13	0	0	2	0	0	0	1	0	23	7	1	897	613	586	10	19	4	0	1000
Dani Moore	10	30	26	9	14	8	6	0	0	14	0	0	4	0	0	0	2	0	20	5	6	769	600	538	10	10	9	1	950
Jacqui Drewe	7	22	19	9	9	3	2	2	2	11	1	1	1	0	0	3	0	0	12	2	1	1105	476	474	7	4	7	1	917
Mikayla Harris	7	24	20	8	9	8	0	1	0	6	0	0	3	1	0	5	1	0	13	3	2	550	542	450	7	18	1	1	950
Neanthé Marsh	7	23	18	5	8	7	0	1	0	3	1	0	4	0	0	1	0	0	15	6	4	556	522	444	7	6	0	0	1000
Olivia Moore	10	36	27	15	10	5	1	4	0	2	0	0	9	0	0	0	1	0	23	6	2	704	528	370	10	8	1	0	1000
Caroline Reay	10	31	29	5	10	6	4	0	0	9	0	1	1	0	0	1	1	0	14	7	2	483	367	345	10	12	7	2	905
Lauren Kelly	9	28	22	12	7	6	0	0	1	2	0	0	6	0	0	0	0	0	17	4	1	455	464	318	9	10	5	1	938
Mikayla Halliday-Norrie	9	26	22	3	4	3	1	0	0	1	0	0	3	1	0	5	2	0	10	7	0	227	308	182	9	18	3	0	1000
Emma Kelly	2	7	3	4	1	0	0	1	0	1	0	0	2	2	0	1	1	0	5	1	0	1000	714	333	2	2	2	0	1000
Tayla Lührmann	2	3	3	0	1	1	0	0	0	0	0	0	0	0	0	0	0	0	1	1	0	333	333	333	2	0	0	0	0
Simone Biddlecombe	5	15	13	4	3	0	3	0	0	4	0	0	2	0	0	3	0	0	7	3	0	462	333	231	5	2	1	0	1000
Cora Williams	6	17	14	2	3	1	1	1	0	2	0	0	3	0	0	4	1	0	8	5	1	429	353	214	6	9	2	3	786
Candice Clay	3	9	8	1	0	0	0	0	0	0	0	0	1	0	0	2	0	0	2	1	0	0	111	0	3	0	1	0	1000
Jodette Clark	1	3	2	0	0	0	0	0	0	0	0	0	1	0	0	0	0	0	1	0	1	0	333	0	1	0	1	0	1000
Eliza Hucker	1	3	3	0	0	0	0	0	0	0	0	0	0	0	0	0	0	0	1	1	0	0	0	0	1	0	0	0	0
Amanda Parkinson	1	2	2	0	0	0	0	0	0	0	0	0	0	0	0	1	0	0	0	0	0	0	0	0	1	0	0	0	0
Taylor Toni	2	2	2	0	0	0	0	0	0	0	0	0	0	0	0	1	0	0	0	0	0	0	0	0	2	0	0	0	0
TOTALS	102	312	262	92	96	57	25	11	3	68	2	2	42	4	0	27	10	0	172	59	21	580	458	366	102	118	44	9	947.4

PITCHING																		
NAME	GP	PI	INN	H	K	BB	WP	ER	RS	HPB	BFP	BLK	PCS	PTI	B	S	ERA	S/R%
Jacqui Drewe	6	28	28	40	18	7	2	17	27	0	121	0	0	409	111	298	5.46	72.9
Olivia Moore	5	15	14.334	20	3	10	1	14	23	0	75	0	0	236	94	142	8.8	60.2
Dani Moore	4	9	7.666	20	4	3	0	15	19	0	48	0	0	139	51	88	17.6	63.3
TOTALS	15	52	50	80	25	20	3	46	69	0	244	0	0	784	256	528	8.28	67.3

CATCHING						
NAME	GC	INN	PB	SB	CS	CS%
Mikayla Halliday-Norrie	5	21	4	7	0	0.0
Cora Williams	3	11	1	3	0	0.0
Simone Biddlecombe	2	10	4	4	2	33.3
Taylor Toni	1	7	0	1	0	0.0
Eliza Hucker	1	1	0	0	0	0.0
TOTALS	12	50	9	15	2	11.8

Batting Definitions

G	Games Attended
PA	Plate Appearance - Every time a batter comes up and a result between batter and pitcher is obtained
AB	At Bat - batter reaches base via a fielder's choice, hit or an error
R	Runs - each time batter crosses home plate
H	Hits - batter strikes the baseball into fair territory and reaches base without doing so via an error or a fielder's choice
1, 2, 3, HR	Type of Hit - 1 for a single, 2 for a double, 3 for a triple and HR for a home run
RBI	Runs Batted In - Runs scored as a result of batters plate appearance.
SAB	Sacrifice Bunt - batter successfully advances a runner (or multiple runners) at least one base with a bunt
SAF	Sacrifice Fly - batter hits a fly-ball that allows a runner to score
BB	Base on Balls / Walk - a pitcher throws four pitches out of the strike zone, none of which are swung at by the hitter
HPB	Hit By Pitched Ball - a batter is struck by a pitched ball without swinging at it
CI	Catchers Interference - catcher physically hinders the batter's opportunity to legally swing at a pitched ball
K	Strikeout - pitcher throws any combination of three swinging or looking strikes to a hitter
SB	Stolen Base - baserunner advances by taking a base to which they aren't entitled
CS	Caught Stealing - runner attempts to steal but is tagged out before reaching a base
OB	On Base - reaches first base safely
LOB	Left on Base - at the end of an inning, left stranded on base without scoring
OOB	Out on Base - after reaching first base successfully, runner gets out
SLUG	Slugging Percentage - total number of bases a player records per at bat
OBA	On Base Percentage - how frequently a batter reaches base per plate appearance
AVE	Batting Average - how frequently a batter has a safe hit per at bat

Fielding Definitions

PO	Put Out - fielder who physically records the act of completing an out
A	Assist - fielder who touches the ball before a putout is recorded by another fielder
E	Error - player fails to convert an out on a play that an average fielder should have made
F%	Fielding Percentage - total number of putouts and assists by a defender, divided by the total number of chances (putouts, assists and errors)

Pitching Definitions

GP	Games Pitched
PI	Participated Innings - number of whole innings player pitched at least one pitch
INN	Innings - Number of innings a pitcher remains in a game. Because there are three outs in an inning, each out recorded represents one-third of an inning pitched
H	Hits - batter strikes the baseball into fair territory and reaches base without doing so via an error or a fielder's choice
K	Strikeout - pitcher throws any combination of three swinging or looking strikes to a hitter
BB	Base on Balls / Walk - a pitcher throws four pitches out of the strike zone, none of which are swung at by the hitter
WP	Wild Pitch - pitch is so errant that the catcher is unable to control it and, as a result, baserunner(s) advance
ER	Earned Run - Any run that scores against a pitcher without the benefit of an error or a passed ball
RS	Runs Scored - Total runs scored while pitching (eg. Including errors)
HPB	Hit By Pitched Ball - a batter is struck by a pitched ball without swinging at it
BFP	Batters Faced Pitcher - number of batters player pitched to
PTT	Pitches - Total number of pitches thrown
B	Balls - Total number of balls thrown
S	Strikes - Total number of strikes/fouls thrown
ERA	Earned Run Average - Number of earned runs a pitcher allows per nine innings
S/R%	Strike Rate - Percentage of strikes thrown

Catching Definitions

GC	Games Caught
INN	Innings - Number of innings a catcher remains in a game. Because there are three outs in an inning, each out recorded represents one-third of an inning caught
PB	Pass Ball - catcher cannot block a pitch that he should have, and as a result at least one runner advances a base
SB	Stolen Bases Against - baserunner advances by taking a base to which they aren't entitled
CS	Caught Stealing - runner attempts to steal but is tagged out before reaching a base due to catchers throw
CS%	Caught Stealing Average - Frequency with which a catcher throws out opposing baserunners who are trying to steal

2nd Grade Women – Spitoons - Coaches Report

Spitoons went into this season with 10 players on the team sheet this year with only a couple of changes to the team with Eliza, Taylor Toni and Tayla Luhrmann moving up from 3rd grade and Emma Kelly returning from a season off, and keeping the core players.

This season was a difficult season for Spitoons with the unpredictable weather changes cancelling games not to mention not having a full strength team each week. This affected our ability to really get any consistency in the team and our ability to gel together as we have done in previous years.

With only a couple of wins for the season unfortunately we were unable to make it to the semi finals this year. The weeks we did have our full strength side we did really well achieving the wins and only narrow defeats.

The awards this year go to:

Batting – Kristy Frame with a the equal highest batting average of 400 and highest SLUG rate of the team Framey again takes out the best batter for the team for the 2nd year running.

Fielding – Jodette Clark with a had the most put outs for the season and with only 2 errors. Jodette also pitched when available and did a great job at both 1st base and 3rd base this year.

MVP – Tara Perrin. Tara had another good year with the bat and in the field achieving the equal highest batting average of 400 and contributing in the field with 10 put outs and 6 assists earning Tara the MVP award for the 2nd year running and is well deserved.

The Players Players award this year voted by her peers goes to Caran Playtong who again played most of the year as our short stop and did a fantastic job taking some great plays. As always Caran shows her experience in the field with 10 put outs and 7 assists. A very solid effort well done Caran.

With quite a few weeks without our full team we had to rely heavily on our 3rd grade team. So I would like to thank all the girls that hung around until the 4pm time slot to fill in for us this year. Thank you to Michelle, Katie Leis, Amanda Parkinson, Rebecca, Charlotte, Kayla, Lara, Amanda Bailey and Carley without you ladies we would not have been able to play.

I would like to thank Tara for doing a great job as our manager this year. It's not an easy job to manage a team and it was quite difficult some weeks with limited player numbers but Tara did an awesome job.

Ladies as always I have enjoyed coaching you again this year. Hoping next season is bigger and better and we have less disruptions in the weather.

Last but certainly not least a big thank you to my scorers Lucy (Loo) and to Amanda Bailey for filling in when Loo was away we love having you both as a part of our team your effort is greatly appreciated.

Dani

P	WO	W	L	D	B	F	A	%
10	0	4	6	0	0	73	66	1.1061

BATTING										Bases										FIELDING									
NAME	G	PA	AB	R	H	1	2	3	HR	RBI	SAB	SAF	BB	HPB	CI	K	SB	CS	OB	LOB	OOB	SLUG	OBA	AVE	G	PO	A	E	F%
Kristy Frame	7	16	15	1	6	4	2	0	0	6	0	0	1	0	0	1	0	0	11	5	4	533	438	400	8	9	3	4	750
Tara Perrin	8	22	20	5	8	7	1	0	0	3	0	0	2	0	0	1	1	0	16	6	5	450	455	400	7	10	6	3	842
Katie Hill	9	26	24	8	9	8	0	1	0	2	0	0	1	1	0	3	1	0	17	8	1	458	423	375	8	12	1	3	813
Jodette Clark	6	18	16	3	6	5	1	0	0	3	0	0	2	0	0	0	0	0	12	7	2	438	444	375	5	15	1	2	889
Rebecca Clark	6	16	12	5	4	4	0	0	0	0	0	0	4	0	0	3	0	1	11	4	2	333	500	333	4	6	1	1	875
Taylor Toni	4	18	16	5	5	3	1	1	0	7	0	0	2	0	0	5	4	0	7	3	1	500	389	313	4	10	2	1	923
Emma Kelly	7	19	16	5	5	4	0	1	0	3	0	0	2	1	0	2	0	0	11	3	2	438	421	313	6	11	5	5	762
Caran Playtong	7	20	15	6	3	3	0	0	0	0	0	0	5	0	0	0	0	0	13	6	1	200	400	200	7	10	7	5	773
Tayla Luhrmann	7	22	20	3	3	2	1	0	0	5	0	0	2	0	0	8	0	0	9	3	3	200	227	150	6	2	3	6	455
Michelle Wolstenholme	6	10	8	4	3	3	0	0	0	3	0	0	1	1	0	1	0	0	8	4	0	375	500	375	5	2	1	2	600
Amanda Parkinson	4	9	8	2	2	1	1	0	0	0	0	0	1	0	0	0	1	0	5	2	1	375	333	250	4	2	0	1	667
Eliza Hucker	3	10	10	5	2	2	0	0	0	1	0	0	0	0	0	3	1	0	6	1	0	200	200	200	3	1	7	0	1000
Delani Baker	5	11	3	5	0	0	0	0	0	0	0	0	8	0	0	0	0	0	9	3	1	0	727	0	4	9	0	3	750
Charlotte Hill	4	5	4	0	0	0	0	0	0	0	0	0	1	0	0	2	0	0	2	0	1	0	200	0	2	1	1	3	400
Katie Leis	2	4	3	1	0	0	0	0	0	0	0	0	0	1	0	1	0	0	3	1	1	0	250	0	2	0	0	0	0
Amanda Bailey	1	3	2	0	0	0	0	0	0	0	0	0	1	0	0	0	0	0	2	2	0	0	333	0	1	1	2	2	600
Carley Baker	1	2	1	0	0	0	0	0	0	0	0	0	0	0	0	0	0	0	1	1	0	0	500	0	1	2	1	0	1000
Kavla Porter-Turnbull	1	1	1	0	0	0	0	0	0	0	0	0	0	0	0	1	0	0	0	0	0	0	0	0	1	0	0	0	0
Lara Kaauiwai	1	1	1	0	0	0	0	0	0	1	0	0	0	0	0	0	0	0	0	0	0	0	0	0	1	0	0	0	0
TOTALS	88	231	194	58	56	46	7	3	0	34	0	0	33	4	0	31	8	1	142	58	25	356	403	289	78	101	40	41	774.7

PITCHING																		
NAME	GP	PI	INN	H	K	BB	WP	ER	RS	HPB	BFP	BLK	PCS	PIT	B	S	ERA	S/R%
Kristy Frame	3	5	6	19	3	0	0	7	11	0	33	0	0	77	25	52	10.50	67.5
Eliza Hucker	3	15	15	20	11	9	2	19	27	0	85	0	0	272	116	156	11.4	57.4
Tayla Luhrmann	3	10	10	10	3	14	0	15	27	3	35	0	0	195	112	83	13.5	42.6
Jodette Clark	2	8	8	23	5	14	0	18	32	1	66	0	0	233	124	109	20.25	46.8
Charlotte Hill	2	3	3	7	0	4	0	7	15	1	24	0	0	54	26	28	21.0	51.9
Michelle Wolstenholme	1	1	1	4	0	0	0	3	3	0	8	0	0	17	5	12	27.0	70.6
TOTALS	14	42	43	83	22	41	2	69	115	5	251	0	0	848	408	440	14.44	51.9

CATCHING						
NAME	GC	INN	PB	SB	CS	CS%
Emma Kelly	6	22	11	2	0	0.0
Taylor Toni	2	10	1	1	0	0.0
Rebecca Clark	2	8	2	0	0	0.0
Delani Baker	2	1	0	1	0	0.0
TOTALS	12	41	14	4	0	0.0

Batting Definitions

G	Games Attended
PA	Plate Appearance - Every time a batter comes up and a result between batter and pitcher is obtained
AB	At Bat - batter reaches base via a fielder's choice, hit or an error
R	Runs - each time batter crosses home plate
H	Hits - batter strikes the baseball into fair territory and reaches base without doing so via an error or a fielder's choice
1, 2, 3, HR	Type of Hit - 1 for a single, 2 for a double, 3 for a triple and HR for a home run
RBI	Runs Batted In - Runs scored as a result of batters plate appearance.
SAB	Sacrifice Bunt - batter successfully advances a runner (or multiple runners) at least one base with a bunt
SAF	Sacrifice Fly - batter hits a fly-ball that allows a runner to score
BB	Base on Balls / Walk - a pitcher throws four pitches out of the strike zone, none of which are swung at by the hitter
HPB	Hit By Pitched Ball - a batter is struck by a pitched ball without swinging at it
CI	Catchers Interference - catcher physically hinders the batter's opportunity to legally swing at a pitched ball
K	Strikeout - pitcher throws any combination of three swinging or looking strikes to a hitter
SB	Stolen Base - baserunner advances by taking a base to which they aren't entitled
CS	Caught Stealing - runner attempts to steal but is tagged out before reaching a base
OB	On Base - reaches first base safely
LOB	Left on Base - at the end of an inning, left stranded on base without scoring
OOB	Out on Base - after reaching first base successfully, runner gets out
SLUG	Slugging Percentage - total number of bases a player records per at bat
OBA	On Base Percentage - how frequently a batter reaches base per plate appearance
AVE	Batting Average - how frequently a batter has a safe hit per at bat

Fielding Definitions

PO	Put Out - fielder who physically records the act of completing an out
A	Assist - fielder who touches the ball before a putout is recorded by another fielder
E	Error - player fails to convert an out on a play that an average fielder should have made
F%	Fielding Percentage - total number of putouts and assists by a defender, divided by the total number of chances (putouts, assists and errors)

Pitching Definitions

GP	Games Pitched
PI	Participated Innings - number of whole innings player pitched at least one pitch
INN	Innings - Number of innings a pitcher remains in a game. Because there are three outs in an inning, each out recorded represents one-third of an inning pitched
H	Hits - batter strikes the baseball into fair territory and reaches base without doing so via an error or a fielder's choice
K	Strikeout - pitcher throws any combination of three swinging or looking strikes to a hitter
BB	Base on Balls / Walk - a pitcher throws four pitches out of the strike zone, none of which are swung at by the hitter
WP	Wild Pitch - pitch is so errant that the catcher is unable to control it and, as a result, baserunner(s) advance
ER	Earned Run - Any run that scores against a pitcher without the benefit of an error or a passed ball
RS	Runs Scored - Total runs scored while pitching (eg. Including errors)
HPB	Hit By Pitched Ball - a batter is struck by a pitched ball without swinging at it
BFP	Batters Faced Pitcher - number of batters pitcher pitched to
PTT	Pitches - Total number of pitches thrown
B	Balls - Total number of balls thrown
S	Strikes - Total number of strikes/fouls thrown
ERA	Earned Run Average - Number of earned runs a pitcher allows per nine innings
S/R%	Strike Rate - Percentage of strikes thrown

Catching Definitions

GC	Games Caught
INN	Innings - Number of innings a catcher remains in a game. Because there are three outs in an inning, each out recorded represents one-third of an inning caught
PB	Pass Ball - catcher cannot block a pitch that he should have, and as a result at least one runner advances a base
SB	Stolen Bases Against - baserunner advances by taking a base to which they aren't entitled
CS	Caught Stealing - runner attempts to steal but is tagged out before reaching a base due to catchers throw
CS%	Caught Stealing Average - Frequency with which a catcher throws out opposing baserunners who are trying to steal

3rd Grade Women – Camelettes - Coaches Report

Well..... it will definitely be a season to remember with wash outs, smoke outs, heat outs and to top it all off.....a PANDEMIC!! But, when there were games on, it was such a great team to be a part of. We welcomed some new blood to the team with Amanda P, Kayla and Katie as well as some much needed youth with Rebecca and Charlotte joining our returning players of Suz, Manda, Shell, Gina, Lara and Shazzy. After our opening round against a strong Strikers, coming home over the top of them and holding them out in a 13-10 win, I knew we had something special. We gelled extremely well as a team which was why I loved being part of this team so much – Thanks Camelettes! While we were knocked out in the first round of the semi finals in a very close game, I still believe that we had the team that could have knocked that bloody Wolves team off their pedestal – so I hope everyone comes back next season so we can give them a red hot crack!!

Some highlights for the season include:

- Rebecca's home run on D2 first game of the season – super crack out to center right – magnificent!! Also, the countless perfect bunts up 3rd base line – just superb!!
- Gina's unfortunate out on base when she absolutely cracked one to the outfield on D5 and as she has turned for the certain triple, stumbled and got caught on the ground stranded between 2nd and 3rd.
- Michelle pitching up an absolute storm in a nail biting win against strikers on D6 with everyone in the field backing her up.
- Amanda P turning up to play and having paint on everything she owned!!
- Katie stealing bases at lightning speed all day long!! Until the umpire from wolves called Katie for leaving base early in one game near the end of the season (which she did not!!) and being an absolute dill hole about it. He is probably still going on about it!! Shazzy was ready to go to town and defend the team!!
- Switching up the infield with the outfielders on d6 in a game that we were comfortably winning with Katie, Kayla and Amanda coming into the infield and being a part of 3 up 3 out – gold!!

And now for the awards.....

The Batting Award - The team was strong with the bats with a team average of .462, with some honorable mentions to, Lara, Gina, Charlotte and Katie for their strong averages. This year's Batting Award has gone to Amanda P with a batting average of .654, Slugging .844 with 17 hits and only missing out on making to base 4 times from 32 plate appearances – what an incredible effort and deserving of the batting award.

The Fielding Award - We averaged 3.8 errors per game which is a good result for 3rd grade. We had some strong performers in this category and it is always hard to determine the best fielder when you have 2 fantastic catchers, some awesome outfielders taking some screamers or catches but in the end the fielding award goes to Gina for her hard work in the hot zone at short stop. Gina literally throws everything at the ball and isn't afraid of putting her body on the line. Great work Gina!!

The Most Improved Player - Rebecca has improved out of site!! Her game awareness and skills have and will continue to improve as she continues to work hard with her rep commitments. But the thing that I was most impressed with this season is how she is maturing as a player. Therefore, she is most deserving of this award – well done Rebecca.

MVP - When you look at the season as a whole, there was only 1 person that was deserving of this award for the team and that was Michelle. Her stats do the talking for her with some highlights being her batting average of .739, missing out on being on base only once from 26 plate appearance, fielding average of 1000 with 5 put outs and 12 assist and not to mention a pitching strike rate of 72.6% across 27 innings!! Michelle had a truly spectacular season, well done Shell!!

I would like to say a big thank you to our scorer Dani R– we loved having you there each week!! Shazzy – thank you for being our manager and keeping us in line and getting everyone to their duties and sorting out who was available for me. A big thank you for Tara, for being my Ass C. again – love working with you!! Also, thank you Dani M for your commitment to training sessions each week. Lastly, each season there is so much work that is done in the background and so would like to thank the committee – Susan, Dani, Jodette, Kath, Jarod, Tara, Jade and Lara for the hard work and the direction the Camels are heading. We are a strong club and I am proud to be a part of this club. Thank you all for your commitment and dedication throughout the season.

The best part about being a part of this team was that everyone was there to have fun and back each other up. That's what Saturday softball is all about. Finger crossed we can get next season up and running as I would love to see everyone back and can't wait to be a part of it all over again!!

Cheers,

Framey

3W Camelettes 2019/20		P																																					
		WO		W		L		D		B		F		A		%																							
		11	4	6	4	1	0	147	152	0.9671																													
		BATTING											Bases																FIELDING										
NAME	G	PA	AB	R	H	1	2	3	HR	RBI	SAB	SAF	BB	HPB	CI	K	SB	CS	OB	LOB	OOB	SLUG	OBA	AVE	G	PO	A	E	F%										
Michelle Wolstenholme	9	26	23	15	17	17	0	0	0	12	0	0	2	1	0	0	10	0	25	7	3	739	769	739	9	5	12	0	1000										
Amanda Parkinson	10	32	26	18	17	15	2	0	0	12	0	0	5	1	0	2	10	0	28	6	4	731	719	654	10	13	4	7	708										
Charlotte Hill	8	21	15	14	7	6	1	0	0	4	0	0	6	0	0	0	5	0	16	2	0	533	619	467	8	7	5	2	857										
Lara Kaauwau	8	27	26	7	12	8	4	0	0	12	0	0	1	0	0	0	1	0	14	5	2	615	481	462	8	18	2	4	833										
Gina Mills	10	33	22	16	10	7	2	1	0	12	0	0	11	0	0	2	13	0	23	5	2	636	636	455	10	16	9	4	862										
Kayla Porter-Turnbull	10	32	25	15	11	7	3	1	0	15	0	0	6	1	0	2	6	0	22	5	2	640	563	440	10	4	0	4	500										
Katie Leis	10	33	28	13	12	11	1	0	0	13	0	0	4	1	0	2	12	0	24	8	3	464	515	429	10	3	5	7	533										
Sharon Moncaster	9	31	24	12	10	8	2	0	0	10	0	0	6	1	0	3	7	0	19	7	0	500	548	417	9	9	3	4	750										
Susan Agland	9	27	21	9	8	6	2	0	0	8	0	0	4	2	0	1	4	0	16	4	3	476	519	381	9	11	2	3	813										
Rebecca Clark	8	22	18	12	6	5	0	0	1	8	0	0	4	0	0	1	7	0	13	1	0	500	455	333	8	7	4	0	1000										
Amanda Bailey	8	26	20	7	4	4	0	0	0	8	0	0	5	1	0	2	3	0	13	3	3	200	385	200	8	4	0	3	571										
Sarah Beale	2	5	5	4	4	4	0	0	0	2	0	0	0	0	0	0	2	0	6	2	0	800	800	800	2	0	0	0	0										
Carley Baker	2	6	4	3	2	2	0	0	0	3	0	0	1	1	0	0	3	0	5	2	0	500	667	500	2	0	0	0	0										
Alison Wright	1	3	3	0	0	0	0	0	0	0	0	0	0	0	0	0	0	0	2	2	0	0	0	0	1	0	0	0	0										
TOTALS	104	324	260	145	120	100	17	2	1	119	0	0	55	9	0	15	83	0	226	59	22	554	568	462	104	97	46	38	790.1										

PITCHING																		
NAME	GP	PI	INN	H	K	BB	WP	ER	RS	HPB	BFP	BLK	PCS	PIT	B	S	ERA	S/R%
Lara Kaauwau	2	5	4.667	5	1	11	4	10	11	0	30	0	0	111	64	47	19.28	42.3
Michelle Wolstenholme	6	27	27	86	4	2	1	59	70	0	197	0	0	445	122	323	19.7	72.6
Charlotte Hill	3	5	4.334	6	2	17	5	16	16	0	36	0	0	102	70	32	33.2	31.4
Amanda Parkinson	1	2	2	10	0	2	0	10	10	0	18	0	0	51	21	30	45.00	58.8
TOTALS	12	39	38.001	107	7	32	10	95	107	0	281	0	0	709	277	432	22.50	60.9

CATCHING						
NAME	GC	INN	PB	SB	CS	CS%
Sharon Moncaster	7	28	2	15	1	50.0
Rebecca Clark	3	10	0	3	1	33.3
TOTALS	10	38	2	18	2	10.0

Batting Definitions

G	Games Attended
PA	Plate Appearance - Every time a batter comes up and a result between batter and pitcher is obtained
AB	At Bat - batter reaches base via a fielder's choice, hit or an error
R	Runs - each time batter crosses home plate
H	Hits - batter strikes the baseball into fair territory and reaches base without doing so via an error or a fielder's choice
1, 2, 3, HR	Type of Hit - 1 for a single, 2 for a double, 3 for a triple and HR for a home run
RBI	Runs Batted In - Runs scored as a result of batters plate appearance.
SAB	Sacrifice Bunt - batter successfully advances a runner (or multiple runners) at least one base with a bunt
SAF	Sacrifice Fly - batter hits a fly-ball that allows a runner to score
BB	Base on Balls / Walk - a pitcher throws four pitches out of the strike zone, none of which are swung at by the batter
HPB	Hit By Pitched Ball - a batter is struck by a pitched ball without swinging at it
CI	Catchers Interference - catcher physically hinders the batter's opportunity to legally swing at a pitched ball
K	Strikeout - pitcher throws any combination of three swinging or looking strikes to a hitter
SB	Stolen Base - baserunner advances by taking a base to which they aren't entitled
CS	Caught Stealing - runner attempts to steal but is tagged out before reaching a base
OB	On Base - reaches first base safely
LOB	Left on Base - at the end of an inning, left stranded on base without scoring
OOB	Out on Base - after reaching first base successfully, runner gets out
SLUG	Slugging Percentage - total number of bases a player records per at bat
OBA	On Base Percentage - how frequently a batter reaches base per plate appearance
AVE	Batting Average - how frequently a batter has a safe hit per at bat

Fielding Definitions

PO	Put Out - fielder who physically records the act of completing an out
A	Assist - fielder who touches the ball before a putout is recorded by another fielder
E	Error - player fails to convert an out on a play that an average fielder should have made
F%	Fielding Percentage - total number of putouts and assists by a defender, divided by the total number of chances (putouts, assists and errors)

Pitching Definitions

GP	Games Pitched
PI	Participated Innings - number of whole innings player pitched at least one pitch
INN	Innings - Number of innings a pitcher remains in a game. Because there are three outs in an inning, each out recorded represents one-third of an inning pitched
H	Hits - batter strikes the baseball into fair territory and reaches base without doing so via an error or a fielder's choice
K	Strikeout - pitcher throws any combination of three swinging or looking strikes to a hitter
BB	Base on Balls / Walk - a pitcher throws four pitches out of the strike zone, none of which are swung at by the batter
WP	Wild Pitch - pitch is so errant that the catcher is unable to control it and, as a result, baserunner(s) advance
ER	Earned Run - Any run that scores against a pitcher without the benefit of an error or a passed ball
RS	Runs Scored - Total runs scored while pitching (eg. Including errors)
HPB	Hit By Pitched Ball - a batter is struck by a pitched ball without swinging at it
BFP	Batters Faced Pitcher - number of batters player pitched to
PIT	Pitches - Total number of pitches thrown
B	Balls - Total number of balls thrown
S	Strikes - Total number of strikes/fouls thrown
ERA	Earned Run Average - Number of earned runs a pitcher allows per nine innings
S/R%	Strike Rate - Percentage of strikes thown

Catching Definitions

GC	Games Caught
INN	Innings - Number of innings a catcher remains in a game. Because there are three outs in an inning, each out recorded represents one-third of an inning caught
PB	Pass Ball - catcher cannot block a pitch that he should have, and as a result at least one runner advances a base
SB	Stolen Bases Against - baserunner advances by taking a base to which they aren't entitled
CS	Caught Stealing - runner attempts to steal but is tagged out before reaching a base due to catchers throw
CS%	Caught Stealing Average - Frequency with which a catcher throws out opposing baserunners who are trying to steal

4th Grade Women – Camelots – Coaches Report

I couldn't have picked a more bizarre season to have my first ever Head Coaching of a team. I threw my hands up to finally be Head Coach and in return was greeted with Fires, blanket smoke attacks, Heatwaves, Floods and Covid-19.

No one could have predicted the turn of events that were thrown at us this season.

All of these things hopefully do not diminish what an outstanding season 4th Grade had.

UNDEFEATED THE WHOLE SEASON!!!

What an amazing achievement. I'm so proud of the whole team for coming to the diamond every Saturday with great attitudes and camaraderie, which I believe helped this team perform so well.

I'd like to thank Susan for Assistant Coaching and filling in on the odd occasion. Thank you to Framey for scoring for us and to Ali for being the teams manager.

Some season highlights:

- Jade nailing the solo double play at 2nd base without even giving it a second thought
- RJ making the most of her time on the diamond by getting more hits than games played.
- Carley and her celebrations at short stop after making a good throw to first
- Thelma who absolutely killed it at 3rd base in her rookie season
- Kath only made two appearances but managed to bat in 4 runs
- Ali and her commitment at 2nd base when she finally got to play in the infield
- Sarah's absolute dominance behind the plate, catching the lasers thrown by Sharlene
- Liza's enthusiasm for the outfield and dedication to being faster than Sarah
- Belinda just casually running through my stop sign at 3rd base but making it home like it was nothing at all
- Paula coming in a few games into the season and blitzing it at the plate
- Sharlene just casually catching line drives without even flinching

On to the team awards:

Fielding – This was a difficult one as everyone really played their part in the field. It ultimately goes to Sarah Beale, who faced many games in the heat in all the gear and some nasty close plays at home.

Batting – She came, she saw, she conquered. The only batter on the team to hit a home run this season, it's Paula Dunn. Missing a few games at the start of the season did not affect the bat at all.

Players Player – A pretty convincing win here, going to Belinda Cincotta. The girls got it right though because...

MVP – Belinda is also the teams MVP winner. Consistent performances with the bat and with the glove all season long.

Most Improved – Another one with a few contenders but to me, there was one person who I thought took a good leap forward this year and it was Jade Devere. Jade cemented her spot at 2nd base with a lot of heads up plays including unassisted double plays.

Many thanks to Lynette, Kelsey, Emma, Elizabeth and Monique for filling in for us when we were short of players.

Thank you girls for as great season and hopefully we can keep the dominance rolling into the next.

Tara

		BATTING										Bases										FIELDING									
		G	PA	AB	R	H	1	2	3	HR	RBI	SAB	SAF	BB	HPB	CI	K	SB	CS	OB	LOB	OOB	SLUG	OBA	AVE	G	PO	A	E	F%	
4W Camelots 2019/20		P	WO	W	L	D	B	F	A	%																					
		10	6	9	0	1	0	152	72	2.1111																					
NAME		G	PA	AB	R	H <td>1<td>2<td>3<td>HR</td><td>RBI</td><td>SAB</td><td>SAF</td><td>BB</td><td>HPB</td><td>CI</td><td>K</td><td>SB</td><td>CS</td><td>OB</td><td>LOB</td><td>OOB</td><td>SLUG</td><td>OBA</td><td>AVE</td><td>G</td><td>PO</td><td>A</td><td>E</td><td>F%</td></td></td></td>	1 <td>2<td>3<td>HR</td><td>RBI</td><td>SAB</td><td>SAF</td><td>BB</td><td>HPB</td><td>CI</td><td>K</td><td>SB</td><td>CS</td><td>OB</td><td>LOB</td><td>OOB</td><td>SLUG</td><td>OBA</td><td>AVE</td><td>G</td><td>PO</td><td>A</td><td>E</td><td>F%</td></td></td>	2 <td>3<td>HR</td><td>RBI</td><td>SAB</td><td>SAF</td><td>BB</td><td>HPB</td><td>CI</td><td>K</td><td>SB</td><td>CS</td><td>OB</td><td>LOB</td><td>OOB</td><td>SLUG</td><td>OBA</td><td>AVE</td><td>G</td><td>PO</td><td>A</td><td>E</td><td>F%</td></td>	3 <td>HR</td> <td>RBI</td> <td>SAB</td> <td>SAF</td> <td>BB</td> <td>HPB</td> <td>CI</td> <td>K</td> <td>SB</td> <td>CS</td> <td>OB</td> <td>LOB</td> <td>OOB</td> <td>SLUG</td> <td>OBA</td> <td>AVE</td> <td>G</td> <td>PO</td> <td>A</td> <td>E</td> <td>F%</td>	HR	RBI	SAB	SAF	BB	HPB	CI	K	SB	CS	OB	LOB	OOB	SLUG	OBA	AVE	G	PO	A	E	F%	
Paula Dunn		7	24	19	17	10	6	3	0	1	8	0	0	5	0	0	0	2	0	19	2	0	842	625	526	7	2	0	0	1000	
Belinda Cincotta		9	32	24	19	12	8	4	0	0	13	0	0	8	0	0	1	9	0	23	3	1	667	625	500	9	20	3	5	821	
Alison Wright		8	28	20	14	10	10	0	0	0	4	1	0	7	0	0	0	5	0	23	8	1	500	607	500	8	1	1	1	667	
Carley Baker		9	28	21	12	10	7	3	0	0	5	0	0	7	0	0	1	7	0	21	9	0	619	786	476	9	25	1	3	897	
Elizabeth Beale		9	31	26	20	12	12	0	0	0	5	0	0	4	1	0	2	11	0	23	2	1	462	607	462	9	8	1	1	900	
Sarah Beale		8	30	23	12	10	9	1	0	0	8	0	0	7	0	0	1	3	0	24	11	1	478	733	435	8	19	4	0	1000	
Jade Lynn-Devere		10	32	23	19	10	10	0	0	0	12	0	0	9	0	0	1	8	0	23	4	0	435	594	435	10	5	10	3	833	
Thelma Williams		7	23	18	10	7	7	0	0	0	6	0	0	5	0	0	1	2	0	19	3	6	389	522	389	7	4	2	1	857	
Rachel Phillips		5	17	16	3	6	6	0	0	0	7	0	0	1	0	0	0	6	0	8	1	4	375	412	375	5	4	2	1	857	
Sharlene Holgate		10	30	22	8	8	7	1	0	0	12	0	0	7	1	0	0	0	0	24	9	7	409	533	364	10	5	20	1	962	
Lynette Blayney		1	3	2	3	1	0	0	1	0	2	0	0	1	0	0	1	2	0	3	0	0	1500	667	500	1	0	0	0	0	
Katherine Johnston		2	7	6	4	3	1	1	0	1	4	0	0	1	0	0	0	0	0	6	2	0	1167	571	500	2	7	1	0	1000	
Monique Metcalfe		4	9	8	5	3	3	0	0	0	2	0	0	1	0	0	3	0	0	7	0	2	375	444	375	4	2	1	2	600	
Kelsey Swinkles		1	3	3	2	1	1	0	0	0	3	0	0	0	0	0	0	2	0	2	0	0	333	333	333	1	0	0	0	0	
Emma Jones		1	3	3	1	1	1	0	0	0	3	0	0	0	0	0	0	0	0	2	1	0	333	333	333	1	0	0	0	0	
Elizabeth Toni		1	3	1	3	0	0	0	0	0	1	0	0	2	0	0	0	0	0	3	0	0	0	667	0	1	1	2	1	750	
TOTALS		92	303	235	152	104	88	13	1	2	95	1	0	65	2	0	11	57	0	230	55	23	532	564	443	92	103	48	19	888.2	

PITCHING																		
NAME	GP	PI	INN	H	K	BB	WP	ER	RS	HPB	BFP	BLK	PCS	PIT	B	S	ERA	S/R%
Sharlene Holgate	9	32	32	51	31	6	6	39	57	1	187	0	0	539	168	390	10.97	72.4
Jade Lynn-Devere	1	1	1	2	0	0	2	1	1	0	6	0	0	17	9	8	9.0	47.1
TOTALS	10	33	33	53	31	6	8	40	58	1	193	0	0	556	177	398	10.91	71.6

CATCHING						
NAME	GC	INN	PB	SB	CS	CS%
Sarah Beale	6	20	7	19	2	20.0
Elizabeth Beale	2	5	2	13	0	0.0
Monique Metcalfe	1	4	1	0	0	0.0
TOTALS	9	29	10	32	2	6.9

Batting Definitions

G	Games Attended
PA	Plate Appearance - Every time a batter comes up and a result between batter and pitcher is obtained
AB	At Bat - batter reaches base via a fielder's choice, hit or an error
R	Runs - each time batter crosses home plate
H	Hits - batter strikes the baseball into fair territory and reaches base without doing so via an error or a fielder's choice
1, 2, 3, HR	Type of Hit - 1 for a single, 2 for a double, 3 for a triple and HR for a home run
RBI	Runs Batted In - Runs scored as a result of batters plate appearance
SAB	Sacrifice Bunt - batter successfully advances a runner (or multiple runners) at least one base with a bunt
SAF	Sacrifice Fly - batter hits a fly-ball that allows a runner to score
BB	Base on Balls / Walk - a pitcher throws four pitches out of the strike zone, none of which are swung at by the hitter
HPB	Hit By Pitched Ball - a batter is struck by a pitched ball without swinging at it
CI	Catchers Interference - catcher physically hinders the batter's opportunity to legally swing at a pitched ball
K	Strikeout - pitcher throws any combination of three swinging or looking strikes to a hitter
SB	Stolen Base - baserunner advances by taking a base to which they aren't entitled
CS	Caught Stealing - runner attempts to steal but is tagged out before reaching a base
OB	On Base - reaches first base safely
LOB	Left on Base - at the end of an inning, left stranded on base without scoring
OOB	Out on Base - after reaching first base successfully, runner gets out
SLUG	Slugging Percentage - total number of bases a player records per at bat
OBA	On Base Percentage - how frequently a batter reaches base per plate appearance
AVE	Batting Average - how frequently a batter has a safe hit per at bat

Fielding Definitions

PO	Put Out - fielder who physically records the act of completing an out
A	Assist - fielder who touches the ball before a putout is recorded by another fielder
E	Error - player fails to convert an out on a play that an average fielder should have made
F%	Fielding Percentage - total number of putouts and assists by a defender, divided by the total number of chances (putouts, assists and errors)

Pitching Definitions

GP	Games Pitched
PI	Participated Innings - number of whole innings player pitched at least one pitch
INN	Innings - Number of innings a pitcher remains in a game. Because there are three outs in an inning, each out recorded represents one-third of an inning pitched
H	Hits - batter strikes the baseball into fair territory and reaches base without doing so via an error or a fielder's choice
K	Strikeout - pitcher throws any combination of three swinging or looking strikes to a hitter
BB	Base on Balls / Walk - a pitcher throws four pitches out of the strike zone, none of which are swung at by the hitter
WP	Wild Pitch - pitch is so errant that the catcher is unable to control it and, as a result, baserunner(s) advance
ER	Earned Run - Any run that scores against a pitcher without the benefit of an error or a passed ball
RS	Runs Scored - Total runs scored while pitching (eg. Including errors)
HPB	Hit By Pitched Ball - a batter is struck by a pitched ball without swinging at it
BFP	Batters Faced Pitcher - number of batters player pitched to
PIT	Pitches - Total number of pitches thrown
B	Balls - Total number of balls thrown
S	Strikes - Total number of strikes/fouls thrown
ERA	Earned Run Average - Number of earned runs a pitcher allows per nine innings
S/R%	Strike Rate - Percentage of strikes thrown

Catching Definitions

GC	Games Caught
INN	Innings - Number of innings a catcher remains in a game. Because there are three outs in an inning, each out recorded represents one-third of an inning caught
PB	Pass Ball - catcher cannot block a pitch that he should have, and as a result at least one runner advances a base
SB	Stolen Bases Against - baserunner advances by taking a base to which they aren't entitled
CS	Caught Stealing - runner attempts to steal but is tagged out before reaching a base due to catchers throw
CS%	Caught Stealing Average - Frequency with which a catcher throws out opposing baserunners who are trying to steal

5th Grade Women – Discovery Camels – Coaches Report

What a ragtag bunch the Discovery Camels were this year! We had some great times, we had some tantrums, we had some injuries, and we typically played with 7 people...until the semi-final when the entire team met each other for the first time and were AMAZING! Unfortunately, playing without a full team did become the norm for 5W this year, and this does make it difficult to gel as a team and get results. Despite this, the girls did well with what they had and only narrowly missed out on the minor premiership to the Wolves team they went on to defeat in the finals.

This year saw the welcome arrival of a few rookies in the shape of Grace, Lynette, and Robyn "Game Face" Blackwell. Lynn's cannon arm from 3rd base was an asset to the team, as was the hitting firepower and team spirit brought by Robyn and Grace. Regardless of where she played in the field, Robyn consistently gave her all for the team, and Grace's positivity from 2nd base always lifted spirits.

Joining the rookies was some youth in the form of Monique, Emma, Genevieve and Jemimah. Mon's energy and commitment to the team was infectious, and I'd like to commend her for playing every single game, always volunteering to catch, and greatly improving her base running and game awareness as our leadoff hitter. Emma's versatility in the field and contact hitting were standout areas of improvement for her this year; settling in as a great catching option behind the plate, and taking a number of incredible outfield catches at full sprint. Gen's batting and throwing accuracy improved greatly over the course of the season and she became a go-to at Shortstop. Jem and her pacey base running made a few appearances throughout the season and her attendance was always appreciated.

That leaves the experience contributed by Evelyn, Jenny, Kelsey and Liz Toni. As our lone pitcher, Jenny's contribution to the team was immense. Whilst she could always throw consistent strikes, I feel Jenny learnt a lot this year about the pitchers second role of leading the team's attitude. When faced with a frustratingly small zone in the semi-final, Jenny showed her team how to keep cool and get on with the job. Her partner in crime, Evelyn was a welcome set of safe hands at 1st base, and set the standard for fielding and team batting for those around her (who can forget that solo double play!). Liz hit back to back home runs in her first game and was always keen to give anything a go in the field. Finally, Kelsey was reliable as always at 2nd base, hit hard, and had wheels running the bases!

On behalf of the entire team I would like to thank Robyn Kimpton for all of her hard work scoring each week. I was rarely organised due to other Camels commitments and I appreciate your patience with me. Shout out and huge thanks to Carley for her work managing the team each week and always turning up when she could to cheer us on. I'd also like to thank Jade for assistant coaching and writing the line-up each week (sometimes 3 times due to no-shows). Whilst we were never really varied our pre game warmup due to numbers, I'm proud of the improvements to the team's game awareness, base running, and patience in the batter's box we helped develop. Special shout out to the girls that stuck it out and turned up almost every week rain, hail, smoke, COVID-19 or shine to help the team. That team spirit is what it's all about.

Well done girls, I hope to see you all back on the diamond next season.

Cheers,

Jarrold

P	WO	W	L	D	B	F	A	%
9	0	6	3	0	0	141	112	1,2589

BATTING										Bases										FIELDING									
NAME	G	PA	AB	R	H	1	2	3	HR	RBI	SAB	SAF	BB	HPB	CI	K	SB	CS	OB	LOB	OOB	SLUG	OBA	AVE	G	PO	A	E	F%
JONES, Emma	7	25	15	20	10	9	0	0	1	5	0	0	10	0	0	1	19	0	24	3	0	867	800	667	7	2	0	2	500
BLACKWELL, Robyn	8	32	26	19	15	11	4	0	0	15	0	0	6	0	0	1	17	0	28	6	3	731	656	577	8	5	2	3	700
HINITT, Grace	8	27	21	10	12	12	0	0	0	12	0	0	4	2	0	0	8	0	21	8	3	571	667	571	8	7	8	1	938
BLAYNEY, Lynette	7	23	17	11	9	5	3	0	1	7	0	0	5	1	0	1	4	0	19	6	2	882	652	529	7	3	14	8	680
TONI, Elizabeth	6	25	19	14	10	7	1	0	2	14	0	0	5	1	0	0	10	0	22	6	2	895	640	526	6	2	2	2	667
METCALFE, Monique	7	30	17	16	6	6	0	0	0	6	0	0	10	3	0	2	14	0	25	7	2	353	633	353	7	2	2	3	571
SWINKLES, Kelsey	7	24	20	13	7	7	0	0	0	14	0	0	2	2	0	0	9	0	19	6	0	350	458	350	7	3	5	3	727
STONEHAM, Evelyn	9	32	18	17	6	6	0	0	0	14	0	0	13	1	0	1	9	0	23	6	0	333	625	333	9	43	0	2	956
BEALE, Jennifer	7	25	10	13	0	0	0	0	0	3	0	0	15	0	0	0	10	0	19	4	2	0	600	0	7	1	13	6	700
BELCHER, Genevieve	4	13	8	5	1	3	1	0	9	0	0	0	5	0	0	0	9	0	9	2	1	1250	769	625	4	1	0	0	1000
BAKER, Jemimah	2	6	6	2	3	3	0	0	0	2	0	0	0	0	0	0	4	0	4	1	1	500	500	500	2	1	1	1	667
TOTALS	72	262	177	143	83	67	11	1	4	101	0	0	75	10	0	6	113	0	213	55	16	610	641	469	72	70	47	31	790.5

NAME	PITCHING																	
	GP	PI	INN	H	K	BB	WP	ER	RS	HPB	BFP	BLK	PCS	PTT	B	S	ERA	S/R%
BEALE, Jennifer	7	19	19	44	3	13	7	37	61	0	134	0	0	377	179	198	17.53	52.5
BLAYNEY, Lynette	2	5	5	8	0	10	7	14	19	1	34	0	0	167	116	51	25.20	30.5
BLACKWELL, Robyn	2	3	3	3	0	13	2	14	14	0	26	0	0	81	64	17	42.0	21.0
HINITT, Grace	1	1	1	0	0	5	0	5	5	0	6	0	0	24	22	2	45.0	8.3
TOTALS	12	28	28	55	3	41	16	70	99	1	200	0	0	649	381	268	22.50	41.3

CATCHING						
NAME	GC	INN	PB	SB	CS	CS%
METALFE, Monique	7	19	21	26	0	0.0
HINITT, Grace	2	5	2	6	0	0.0
SWINKLES, Kelsey	1	1	4	0	0	0.0
JONES, Emma	2	3	1	3	0	0.0
TOTALS	12	28	28	35	0	0.0

Batting Definitions

G	Games Attended
PA	Plate Appearance - Every time a batter comes up and a result between batter and pitcher is obtained
AB	At Bat - batter reaches base via a fielder's choice, hit or an error
R	Runs - each time batter crosses home plate
H	Hits - batter strikes the baseball into fair territory and reaches base without doing so via an error or a fielder's choice
1, 2, 3, HR	Type of Hit - 1 for a single, 2 for a double, 3 for a triple and HR for a home run
RBI	Runs Batted In - Runs scored as a result of batters plate appearance.
SAB	Sacrifice Bunt - batter successfully advances a runner (or multiple runners) at least one base with a bunt
SAF	Sacrifice Fly - batter hits a fly-ball that allows a runner to score
BB	Base on Balls / Walk - a pitcher throws four pitches out of the strike zone, none of which are swung at by the hitter
HPB	Hit By Pitched Ball - a batter is struck by a pitched ball without swinging at it
CI	Catchers Interference - catcher physically hinders the batter's opportunity to legally swing at a pitched ball
K	Strikeout - pitcher throws any combination of three swinging or looking strikes to a hitter
SB	Stolen Base - baserunner advances by taking a base to which they aren't entitled
CS	Caught Stealing - runner attempts to steal but is tagged out before reaching a base
OB	On Base - reaches first base safely
LOB	Left on Base - at the end of an inning, left stranded on base without scoring
OOB	Out on Base - after reaching first base successfully, runner gets out
SLUG	Slugging Percentage - total number of bases a player records per at bat
OBA	On Base Percentage - how frequently a batter reaches base per plate appearance
AVE	Batting Average - how frequently a batter has a safe hit per at bat

Fielding Definitions

PO	Put Out - fielder who physically records the act of completing an out
A	Assist - fielder who touches the ball before a putout is recorded by another fielder
E	Error - player fails to convert an out on a play that an average fielder should have made
F%	Fielding Percentage - total number of putouts and assists by a defender, divided by the total number of chances (putouts, assists and errors)

Pitching Definitions

GP	Games Pitched
PI	Participated Innings - number of whole innings player pitched at least one pitch
INN	Innings - Number of innings a pitcher remains in a game. Because there are three outs in an inning, each out recorded represents one-third of an inning pitched
H	Hits - batter strikes the baseball into fair territory and reaches base without doing so via an error or a fielder's choice
K	Strikeout - pitcher throws any combination of three swinging or looking strikes to a hitter
BB	Base on Balls / Walk - a pitcher throws four pitches out of the strike zone, none of which are swung at by the hitter
WP	Wild Pitch - pitch is so errant that the catcher is unable to control it and, as a result, baserunner(s) advance
ER	Earned Run - Any run that scores against a pitcher without the benefit of an error or a passed ball
RS	Runs Scored - Total runs scored while pitching (eg. Including errors)
HPB	Hit By Pitched Ball - a batter is struck by a pitched ball without swinging at it
BFP	Batters Faced Pitcher - number of batters pitcher pitched to
PTT	Pitches - Total number of pitches thrown
B	Balls - Total number of balls thrown
S	Strikes - Total number of strikes/fouls thrown
ERA	Earned Run Average - Number of earned runs a pitcher allows per nine innings
S/R%	Strike Rate - Percentage of strikes thrown

Catching Definitions

GC	Games Caught
INN	Innings - Number of innings a catcher remains in a game. Because there are three outs in an inning, each out recorded represents one-third of an inning caught
PB	Pass Ball - catcher cannot block a pitch that he should have, and as a result at least one runner advances a base
SB	Stolen Bases Against - baserunner advances by taking a base to which they aren't entitled
CS	Caught Stealing - runner attempts to steal but is tagged out before reaching a base due to catchers throw
CS%	Caught Stealing Average - Frequency with which a catcher throws out opposing baserunners who are trying to steal

Team Awards

1st Grade Men

Batting – Ryan Tranter
Fielding – Grant Harrison
MVP – Joshua Manvell

2nd Grade Men

Batting – Brady Ainsworth
Fielding – Rick Calvert-Jackson
MVP – Hayden Moore
Players Player – Sam Lysaght

3rd Grade Men

Batting – Craig Howe
Fielding – Spencer Cornish
MVP – Sean Moore

1st Grade Women

Batting – Danielle Moore
Fielding – Caroline Reay
MVP – Cassandra Koppen
Players Player – Olivia Moore

2nd Grade Women

Batting – Kristy Frame
Fielding – Jodette Clark
MVP – Tara Perrin
Players Player – Caran Playtong

3rd Grade Women

Batting – Amanda Parkinson
Fielding – Gina Mills
MVP – Michelle Wolstenholme
Players Player – Katie Leis

4th Grade Women

Batting – Paula Dunn
Fielding – Sarah Beale
MVP – Belinda Cincotta
Players Player – Belinda Cincotta

5th Grade Women

Batting – Emma Jones
Fielding – Grace Hinitt
MVP – Robyn Blackwell

Club Awards



**Male Rookie of
the Year**

Michael Mata



**Female Rookie of
the Year**

Katie Leis



Most Improved

Sam Lysaght



**Personality of the
Year**

Sean Moore



**Supporter of the
Year**

Caroline Reay



**Player of the
Year**

Brady Ainsworth

NDSA Awards

Minor Premiers – 2M CAM Humphries, 1W CAM PHDs, 4W CAM Camelots, U18 CAM Nomads, U15 CAM Bactrians, U13 BEL/CAM
Major Premiers – 2M CAM Humphries, 3M CAM Humpbacks, 1W Cam PHDs, 4W CAM Camelots, 5W CAM Discovery, U18 CAM Nomads, U13 BEL/CAM
Junior Umpire – Brandon Clark
Junior Female Player – Olivia Moore
Senior Male John Price – Jarrod Hallinan
Club Championship – 1st Place Camels United

Representative Players

U18's Male

Hayden Moore
Michael Owen
Declan Bright
Dani Moore – Assistant Coach
Carolyn Owen – Manager
Jodette Clark - Scorer

U18's Female

Olivia Moore
Jodette Clark – Head Coach
Dani Moore – Assistant Coach

U23's Male

Hayden Moore
Noah Wainwright
Zachary Kay

U23's Female

Olivia Moore
Dani Moore - Assistant Coach
Jodette Clark -Scorer

Open Men

Michael Owen
Joshua Manvell

Open Women

Jaqueline Drewe
Cassandra Koppen
Mikayla Harris
Mikayla Halliday-Norrie
Olivia Moore

O35's Female

Dani Moore


Player Of The Week

STRIKE
HOLEY
MOLEY
GOLF CLUB

PLAYER OF THE WEEK



GRACE




Grace Hinitt

Making her full Camels debut in style this week, Grace exemplified the hard working team player that easily looks at home in the Maroon and White. With her team in need of a catcher, Grace volunteered her knees for 3 innings and even gave pitching a try to close out the game. Throw in some safe base hits and Grace is a worthy POTW. Great work Grace!

STRIKE
HOLEY
MOLEY
GOLF CLUB

PLAYER OF THE WEEK



NOAH




Noah Wainwright


Noah made his 1st grade debut this week and made an instant impact with his first hit being an inside the park home run to right field. Did we also mention the bases were loaded? GRAND SLAM!!!

STRIKE
HOLEY
MOLEY
GOLF CLUB

PLAYER OF THE WEEK



ARRAN



Arran Owen

4 hits. 2 singles, 1 double and 1 triple (The triple being a huge surprise to his wife that he could run that far) 4 RBI's with 3 put outs and 1 assist, great game for 3M

STRIKE
HOLEY
MOLEY
GOLF CLUB

PLAYER OF THE WEEK



MICHAEL



Michael Mata

It's the big hitting Coasties' rookie season with the Camels and he's not messing around. Two towering home runs this week backed up with multiple outfield catches make him an easy choice for player of the week.

STRIKE
HOLEY
MOLEY
GOLF CLUB

PLAYER OF THE WEEK



GINA



Gina Mills

Gina was on fire this week with some unreal plays at shortstop. Not much got past her and she put on a masterclass with great catches and a double play, against a very hard hitting Wolves outfit.

STRIKE
HOLEY
MOLEY
GOLF CLUB

PLAYER OF THE WEEK



ROBYN



Robyn Blackwell

Armed with her trademark game face, Robyn has quickly established herself as a power hitter for the discovery camels. This week Robyn added a number of RBI's to her tally with some great hitting and also made her pitching debut. Great work Robyn.

STRIKE
**HOLEY
MOLEY**
GOLF CLUB

PLAYER OF THE WEEK



JOHN



John Truel

The pacey 3m leadoff was at his best this week. Jon hit two home runs, batted 1000 and took a nice catch in the field to help his team to a big win.

STRIKE
**HOLEY
MOLEY**
GOLF CLUB

PLAYER OF THE WEEK



LYNETTE




Lynette Blayney

Lynette did an amazing job this week making her pitching debut for the 5w Discovery Camels. Topped off with some great hitting and base running Lynette is a worthy recipient of this weeks award.

STRIKE
**HOLEY
MOLEY**
GOLF CLUB

PLAYER OF THE WEEK



Kayla Turnbull

Kayla came into this game wanting to get a big hit and she followed through on that with a stand up triple which brought in 3 runs. Top job, Kayla.

STRIKE
**HOLEY
MOLEY**
GOLF CLUB

PLAYER OF THE WEEK



SHARLENE



Sharlene Holgate

This week Sharlene pitched a complete game, stole a couple of bases and took an absolute screamer of a line drive on the pitching strip like it was nothing at all.

STRIKE
**HOLEY
MOLEY**
GOLF CLUB

PLAYER OF THE WEEK



OLIVIA



Olivia Moore

Liv was a solid bat, batting 1000 and taking a very nice catch in the outfield

Thankyou To Our Amazing Sponsors

Gold Sponsor

Thank you to our amazing sponsors for your ongoing support!



Gold Sponsor

Thank you to our amazing sponsors for your ongoing support!



The Shortland Hotel
269 Sandgate Road, Shortland

Bronze Sponsor



Official Equipment Supplier of the Camels
All Members Receive 10% Off

Player Of The Week Sponsors



Strike Bowling Bar & Holey Moley Mini Golf
Charlestown Square

[illegible]